



# 11th ECHO HONG KONG

*20 Years of Heart-felt Dedication*

23-26 November 2017



★ [www.echohongkong.com](http://www.echohongkong.com) ★★★★★

## PROGRAM & ABSTRACT BOOK

### HANDS-ON WORKSHOP

23-24 November 2017

Ruttonjee Hospital

### CONFERENCE & LIVE DEMONSTRATIONS

25-26 November 2017

Hong Kong Convention & Exhibition Centre

Organized by

**Echocardiography (Hong Kong)**

Supported by

- ★ Ruttonjee & Tang Shiu Kin Hospitals, Hong Kong
- ★ Hong Kong Tuberculosis, Chest & Heart Diseases Association

In co-operation with

- ★ Aurora Health Care Cardiovascular Services, USA
- ★ Griffith University, Australia
- ★ Liverpool Hospital & University of New South Wales, Australia
- ★ Medical University of Vienna, Austria
- ★ Hoag Hospital, Newport Beach, CA and Tufts University, Boston, USA
- ★ University Hospital Ramon y Cajal, Spain
- ★ Hong Kong College of Cardiology

Promoted by:



FONDAZIONE  
INTERNAZIONALE  
MENARINI

Supported by:



Ruttonjee & Tang Shiu Kin  
Hospitals



TSKH



Hong Kong Tuberculosis,  
Chest & Heart Diseases Association

Endorsed by:



EACVI  
EUROPEAN  
ASSOCIATION  
OF  
CARDIOLOGISTS



EUROPEAN  
SOCIETY OF  
CARDIOLOGY®

In cooperation with: In collaboration with:



ASE  
AMERICAN SOCIETY OF  
ECHOCARDIOGRAPHY



HONG KONG CARDIAC  
NURSING ASSOCIATION



FONDAZIONE  
INTERNAZIONALE  
MENARINI

The Fondazione Internazionale Menarini was founded in spring of 1976 to ***promote research and knowledge in the fields of biology, pharmacology and medicine*** but also in the fields of economy and human sciences all within a broad perspective that focuses on the problems and puts them in order in a professional and practical sense.

One of the main instruments the Foundation uses to achieve its goals is the organisation of international congresses, with specific focus in medical disciplines.


During the course of its activities, ***the Foundation has organized 300 International Conferences*** addressing particularly innovative medical and biological issues and topics of specific interest for the medical world in terms of widespread scientific implications and repercussions of a practical nature.

**REGISTER FOR FREE NOW ON  
FONDAZIONE MENARINI WEBSITE:  
[WWW.EN.FONDAZIONE-MENARINI.IT](http://WWW.EN.FONDAZIONE-MENARINI.IT)**

## Contents

Welcome Remarks .....	2
Congratulatory Messages .....	4
Faculty .....	10
Organizing Committee .....	14
Opening Ceremony .....	15
Scientific Program .....	16
Young Cardiologists / Fellows Echo Case Competition .....	22
Computer Learning Laboratory .....	23
Free Paper (Poster) Presentations .....	24
Abstracts & Articles .....	26
Conference Information .....	64
Location Map .....	66
Floor Plan & Exhibition .....	67
Acknowledgements .....	68

## Welcome Remarks



This is the 20th anniversary year of the establishment of Echo Hong Kong Conference. The Conference has established a brand itself and gained immense popularity since 1997. We are also glad to witness marvelous achievements in increasing number of participants and the whole-hearted support from world prestigious faculty members.

Data from the World Health Organization shows that cardiovascular disease will remain one of the top causes of death worldwide in the upcoming decades, putting immense burden of the society. Facing the increasing numbers of patients with cardiovascular disorders, we are blessed in having advances in diagnostic technology and more importantly, a dedicated team of experts from both worldwide and local who are eager to embrace their skills and to share their experiences for the benefit of patients.

With ageing population, rising expectations for quality healthcare services and complexities in managing emerging diseases, the challenges for us nowadays is how to ensure a quality but also cost-effective healthcare services. Echocardiography offers a non-invasive, safe and inexpensive means to provide clinicians with real time, quality, anatomical and functional diagnoses of cardiovascular disorders almost anytime, anywhere.

Echo Hong Kong always aims to provide an exceptional platform for experts to exchange, gain knowledge and develop skills so as to enhance clinical cardiovascular patient care. A twenty-year journey is not short and with this fundamental goal, Echo Hong Kong continues to be supported by esteemed organizations and world-renowned cardiologists worldwide, special thanks to be promoted by Fondazione Internazionale Menarini this year. With the theme “20 Years of Heart-felt Dedication”, a stimulating program including state-of-the-art lectures, interactive case studies with experts, TEE & TTE live transmission, young fellow echo case competition and Debate of the Century has been developed this year. We are confident that with the wisdom of our eminent speakers and participants, Echo Hong Kong Conference would offer an insightful and rewarding experience to open your

eyes to the many challenges and opportunities we encounter daily while also bolster new collaborations and to rekindle old friendships.

We have always believed in Hong Kong – the city where we grew up – and to the spirit of our people to strive for the excellence. Over the past decades, this spirit has led us to overcome many challenges and to continue move forward. Health is more than the absence of infirmity. We are still a long way from fully understand the genetics and how to best manage the disease. Lifelong learning and commitment are the keys to ensure the delivery of a quality and caring healthcare services.

With that, you are all welcome to Echo Hong Kong to share, to grow, and to continue this 20-year dream. Let's enjoy together!

**Dr Yuk-Kong Lau**

**Dr Kwok-Lun Lee**

**Dr Thomas Prabowo Tunggal**

*Program Co-Directors  
11th Echo Hong Kong  
November 2017*

### Congratulatory Messages



造福民康  
精研醫術

行政長官林鄭月娥



第十一屆香港心臟超聲波會議

### Congratulatory Messages



醫理日新  
健心益羣

食物及衛生局局長陳肇始



第十一屆香港心臟超聲波會議

## Congratulatory Messages



It is a great honour for me to offer this congratulatory message on this memorable occasion of the 20th anniversary establishment of Echo Hong Kong Conference.

Echo Hong Kong was launched in 1997 to aim at enhancing the knowledge and skills of healthcare practitioners on echocardiography. For 20 years Echo Hong Kong has risen to the task through fostering intellectual exchanges between first class speakers and delegates. I am very impressed that Echo Hong Kong has already attracted over several thousand delegates in the past ten biennial conferences. The Conference would not be successful without the dedication, professionalism and perseverance of Dr Y K Lau, Dr K L Lee, Dr T P Tunggal and their team, and I would like to take this opportunity to pay tribute to them.

Echocardiography, a noninvasive and indispensable tool, offers cardiologists a reliable and accurate diagnosis for treatment decisions in cardiovascular disorders. Emphasis will be made on echo guided management in valvular heart disease and structural heart intervention this year, and I am sure that discussions will provide plenty of food for thought for healthcare professionals.

I look forward to Echo Hong Kong gaining renewed momentum in its work as it embarks on its third decade of operation. I hope you will all have a fruitful and rewarding time at the Conference. For overseas delegates, I also wish you an enjoyable stay in our vibrant city of Hong Kong!

A handwritten signature in black ink, appearing to read 'Chiu Lau'.

**Dr Chor-Chiu Lau**

Cluster Chief Executive  
Hong Kong East Cluster  
Hong Kong Hospital Authority  
November 2017

## Congratulatory Messages



I wish to extend a warm welcome to all distinguished delegates of 11th Echo Hong Kong. This Conference is being held in a special year for Dr Y K Lau, Dr K L Lee, Dr T P Tunggal and their team, as it also celebrates the 20th anniversary foundation of Echo Hong Kong. It is a monumental achievement that all of us should be proud of.

Data from the World Health Organization shows that cardiovascular disease will remain one of the top leading cause of death worldwide in the next few decades, putting immense burden to our society. Management of cardiovascular disease has also become ever more complex and interconnected. Hence we all need to capitalize on the latest technological advancements and move up the value chain in this knowledge-based era.

I am very impressed that Dr Y K Lau and his team initiated Echo Hong Kong in 1997. It provides a valuable opportunity for cardiologists and other healthcare professionals to have fruitful exchanges on the established and innovative aspects of echocardiography. My sincere gratitude also goes to the distinguished speakers, most of whom have been supporting the Echo Hong Kong Conference since its inauguration 20 years ago. The continuous enthusiasm of my colleagues and the speakers is both admirable and commendable.

On this auspicious occasion of the 20th anniversary of Echo Hong Kong, I wish you all a memorable experience and Echo Hong Kong every success in its future endeavors.

A handwritten signature in black ink, appearing to read 'Vitus'.

**Dr Vitus Leung, PhD, JP**

Chairman  
Hospital Governing Committee  
Ruttonjee & Tang Shiu Kin Hospitals  
November 2017

## Congratulatory Messages



I would like to express my warmest commend to Echo Hong Kong's Organizing Committee for their dynamic contribution and good work in its 20 years of establishment. There is certainly no better means of celebration than to bring together fellow cardiologists from all over the world to share their work and thoughts on the latest development in echocardiography through the conference.

In this era of change, continuous professional learning has become a fact of life. Healthcare professionals do have a need to keep themselves up-to-date about current developments in knowledge and skills to maintain their professional competence. The Hong Kong Tuberculosis, Chest and Heart Diseases Association, which has been serving Hong Kong for more than 60 years, also remains committed to supporting the improved methods for diagnosis and treatment as well as researches of heart and lung diseases.

I am sure this Conference will provide an ideal platform for participants to share their knowledge and ideas and gain new insights on innovative strategies for advancing the science and art of echocardiography in Hong Kong. I wish to congratulate the Organizing Committee again, for its tenacity and collective efforts, in making this conference possible and reputable.

Well done and keep up the good work! Our patients now and in the future will be the beneficiaries.

**Mr Steve Lan**

*Chairman  
The Hong Kong Tuberculosis, Chest and Heart Diseases Association  
November 2017*

## Congratulatory Messages



While there is an ever-increasing role for invasive interventions in the treatment of patients suffering from cardiovascular diseases, echocardiography stands out as the most promising noninvasive diagnostic tool because of its reliability, affordability and safety. It has become an indispensable technology for most cardiovascular units of Hong Kong. The first Echo Hong Kong Conference was launched in 1997 with the mission of enhancing the knowledge and expertise of local healthcare professionals in echocardiography. During the last two decades I have witnessed continuous improvement in many aspects of the conference, including more enriched programme with live transmission and hands-on workshops as well as increasing support from related trade and industry. As a result the Conference is attracting more and more participants, both local and overseas. I would like to take this opportunity to congratulate Dr Y K Lau, Dr K L Lee, Dr T P Tunggal and their team on such remarkable achievement.

As the ground-breaking academic echocardiography function of Hong Kong, I am proud to learn that Echo Hong Kong has built up a reputation as one of the best-received events in the medical field of Hong Kong.

I would like to thank the Organizing Committee members of the Conference for their hard work and heart-felt dedication. No doubt the Conference will continue to show its excellence in the facilitation of knowledge exchange and demonstration of technology advancement.

I wish you all a rewarding and stimulating conference!

**Dr Beatrice Cheng**

*Hospital Chief Executive  
Ruttonjee & Tang Shiu Kin Hospitals  
November 2017*

## Faculty

### Program Co-Directors

**Yuk-Kong Lau, MBBS, FHKCP, FHKAM (Med), FRCP (Edin), FRCP (London), FACC**

Honorary Consultant Cardiologist, Ruttonjee & Tang Shiu Kin Hospitals  
Honorary Clinical Associate Professor, The University of Hong Kong  
President, Hong Kong College of Cardiology  
Hong Kong

**Kwok-Lun Lee, MBBS, MRCP, FHKCP, FHKAM**

Consultant & Head of Cardiology, Ruttonjee & Tang Shiu Kin Hospitals  
Honorary Clinical Assistant Professor, The University of Hong Kong  
Hong Kong

**Thomas Prabowo Tunggal, MBBS (HK), MRCP (UK), FHKCP, FHKAM (Med)**

Honorary Associate Consultant, Ruttonjee & Tang Shiu Kin Hospitals  
Consultant Cardiologist, Private Practice  
Honorary Clinical Assistant Professor, The University of Hong Kong  
Hong Kong

### International Co-Directors

**Bijoy K Khandheria, MD, FESC, FACP, FASE, FACC**

Director of Echocardiography Services, Aurora Health Care Cardiovascular Services  
Director, Global Health and Executive Program  
Professor of Medicine, University of Wisconsin  
Past President, American Society of Echocardiography  
Wisconsin, USA

**Gerald Maurer, MD, FACC, FESC, FASE**

Consultant Cardiologist, Wiener Privatklinik  
Professor of Medicine, Medical University of Vienna  
Emeritus Chair, Division of Cardiology and Department of Medicine II  
Editor-in-Chief, European Heart Journal – Cardiovascular Imaging  
Past President, Austrian Society of Cardiology and Austrian Society of Internal Medicine  
Vienna, Austria

**Natesa G Pandian, MD, FACC**

Professor of Medicine (Cardiology), Tufts University School of Medicine  
Co-Director, Valve Center, Hoag Hospital, Newport Beach  
Co-Director, Noninvasive Imaging Program  
Senior Staff Cardiologist, Tufts Medical Center, Boston  
Newport Beach, USA

## Faculty

### International Faculty

**Haruhiko Abe, MD, FJSUM**

Director of Cardiovascular Ultrasound Imaging,  
Cardiovascular Division & Institute for Clinical Research,  
Osaka National Hospital  
Osaka, Japan

**Bonita Anderson, DMU (Cardiac), M App Sc (Med Ultrasound), AMS, ACS, FASE, AFASA**

Clinical Fellow, School of Clinical Sciences, Faculty of Health,  
Queensland University of Technology  
Advanced Cardiac Scientist, Cardiac Sciences Unit, The Prince Charles Hospital  
Brisbane, Australia  
International Representative, Board of Directors, American Society of Echocardiography

**Jonathan Chan, MBBS (Hons), PhD, FRACP, FRCP (London), FCSANZ, FSCCT, FACC**

Professor of Medicine, Griffith University  
Senior Consultant Cardiologist, The Prince Charles Hospital  
Director of Echocardiography, Gold Coast Heart Centre  
Queensland, Australia

**Jong-Won Ha, MD, PhD, FESC**

Professor of Medicine, Division of Cardiology  
Yonsei University College of Medicine  
Seoul, South Korea

**Dominic Leung, MBBS, FRACP, FRCP (Edin), FCSANZ, FACC, FESC, FHKCP, PhD**

Director of Echocardiography, Liverpool Hospital  
Professor of Cardiology, University of New South Wales  
Sydney, Australia

**Matt Umland RDCS, FASE**

Echocardiography Quality Coordinator,  
Advanced Clinical and Research Sonographer,  
Cardiovascular Ultrasound Imaging and Hemodynamic Laboratory,  
Aurora Health Care  
Wisconsin, USA

**Teerapat Yingchoncharoen, MD, FASE**

Director of Echocardiography Laboratory  
Director of Heart Failure and Cardiomyopathy Clinic  
Assistant Dean for Education and Research  
Instructor, Division of Cardiology, Department of Internal Medicine  
Ramathibodi Hospital, Mahidol University  
Bangkok, Thailand

**Jose Zamorano, MD, Dphil, FESC**

Professor of Medicine, University Alcala de Henares  
Chief of Cardiology, University Hospital Ramon y Cajal  
Past President, European Association of Echocardiography  
Madrid, Spain

## Faculty

### Local Faculty

#### Jacky K Chan

Consultant Cardiologist  
The University of Hong Kong Shenzhen  
Hospital

#### Kam-Tim Chan

Consultant Cardiologist  
Division of Cardiology  
Department of Medicine  
Queen Elizabeth Hospital

#### Gary SH Cheung

Associate Consultant  
Department of Medicine  
Prince of Wales Hospital

#### Chung-Seung Chiang

Consultant Cardiologist  
Head, Division of Cardiology  
Queen Elizabeth Hospital

#### Chi-Chung Choy

Associate Consultant  
Division of Cardiology  
Department of Medicine  
Princess Margaret Hospital

#### Kin-Kwun Keung

Senior Medical Officer  
Department of Medicine & Cardiology  
Ruttonjee & Tang Shiu Kin Hospitals

#### Vincent OH Kwok

Director, Cardiology Center  
Director, Cardiac Catheterization &  
Intervention Center  
Honorary Consultant  
Hong Kong Sanatorium & Hospital

#### Cathy TF Lam

Consultant Cardiologist  
Private Practice

#### Chu-Pak Lau

Honorary Clinical Professor  
The University of Hong Kong

#### Alex PW Lee

Assistant Professor, Division of Cardiology,  
Faculty of Medicine, The Chinese University  
of Hong Kong  
Director, Echocardiography Laboratory,  
Prince of Wales Hospital

#### Kevin Lee

Department of Medicine & Cardiology  
Ruttonjee & Tang Shiu Kin Hospitals

#### Siu-Fong Lee

Advanced Practice Nurse  
Department of Medicine & Cardiology  
Ruttonjee & Tang Shiu Kin Hospitals

#### Sai-Chau Leung

Specialist in Cardiology  
Department of Medicine & Cardiology  
Ruttonjee & Tang Shiu Kin Hospitals

#### Andrew YW Li

Associate Consultant  
Department of Medicine & Geriatrics  
United Christian Hospital

#### Eugene YC Lo

Associate Consultant  
Department of Medicine & Cardiology  
Ruttonjee & Tang Shiu Kin Hospitals

#### Jessica WL Poon

Specialist in Cardiology  
Department of Medicine & Cardiology  
Ruttonjee & Tang Shiu Kin Hospitals

#### Kin-Lam Tsui

Consultant Cardiologist  
Department of Medicine  
Pamela Youde Nethersole Eastern Hospital

#### Bun-Lap Wong

Consultant Cardiologist  
Private Practice

#### Chi-Yuen Wong

Associate Consultant  
Department of Medicine  
Queen Elizabeth Hospital

#### Wai-Lun Wong

Consultant Cardiologist  
Private Practice

#### Alwin WT Yeung

Consultant, Cardiac and Intensive Care Unit  
Department of Medicine  
Ruttonjee & Tang Shiu Kin Hospitals

#### Francis SF Yiu

Consultant Cardiologist  
Private Practice

#### Cheuk-Man Yu

Director, Chiu Hin Kwong Heart Centre,  
Hong Kong Baptist Hospital  
Clinical Professor (Honorary),  
The Chinese University of Hong Kong

#### Chi-Yui Yung

Specialist in Cardiology  
Department of Medicine & Cardiology  
Ruttonjee & Tang Shiu Kin Hospitals



## Organizing Committee

### Program Co-Directors

Yuk-Kong Lau  
Kwok-Lun Lee  
Thomas Prabowo Tunggal

### Organizing Committee

Simon Chan  
Jelly Cheng  
Rita Cheng  
Kin-Kwun Keung  
Angela Lee  
Kevin Lee  
Siu-Fong Lee  
Sai-Chau Leung  
Monica Ng  
Jessica Poon  
Alky Yung  
Chi-Yui Yung

## Opening Ceremony

### Saturday 25 November 2017

Room S421, 4/F, Hong Kong Convention & Exhibition Centre

- 14:05 **Delegates and guests to be seated**
- 14:15 **11th Echo HK's Opening Video Show**
- 14:25 **Introduction**
- 14:26 **Opening Address by Guest of Honor –  
Prof Sophia Siu-Chee Chan, JP**  
Secretary for Food and Health of Hong Kong,  
Food and Health  
Bureau, HKSAR
- 14:29 **Vote of Thanks by Dr Kwok-Lun Lee**  
Program Co-Director, 11th Echo Hong Kong
- 14:32 **Presentation of Souvenirs**
- 14:37 **Group Photo of Stage Guests**
- 14:38 **Lighting**
- 14:45 **End of Opening Ceremony**

## Scientific Program

### Workshop I: Echo in Clinical Applications

Thursday 23 November 2017

Lecture Theatre, LG1, Ruttonjee Hospital

Time	Title	Speaker
13:00 - 14:00	Registration	
	<i>Chairpersons:</i> <i>Yuk-Kong Lau, Kwok-Lun Lee, Jessica WL Poon</i>	
14:00 - 14:05	<b>Introduction to Workshop I</b>	Kwok-Lun Lee
14:05 - 14:25	<b>Common Application of Doppler Hemodynamic: Pearls and Pitfalls</b>	Bonita Anderson
14:25 - 14:45	<b>Strain Imaging: Cases to illustrate from Fundamental to Clinical Application</b>	Jonathan Chan
14:45 - 15:05	<b>Errors in Quantification of Mitral Regurgitation – Illustrative Cases</b>	Gerald Maurer
15:05 - 15:25	<b>Tricuspid Regurgitation: Various Etiologies and Assessment of Severity</b>	Matt Umland
15:25 - 15:45	<b>Aortic Regurgitation: Cases highlighting Different Etiology – Valve, Root and Valve + Root</b>	Bijoy Khandheria
15:45 - 16:15	Tea Break	
	<i>Chairpersons:</i> <i>Thomas Prabowo Tunggal, Sai-Chau Leung, Chi-Yui Yung</i>	
16:15 - 16:35	<b>Automated Quantitation of Flow and Regurgitant Volume</b>	Natesa Pandian
16:35 - 16:55	<b>Diastolic Function Assessment: Clinically Useful and Practicable – 3 Key Measurements</b>	Bijoy Khandheria
16:55 - 17:15	<b>A Mass in the Heart</b>	Teerapat Yingchoncharoen
17:15 - 17:35	<b>Echo Tips for Assessment of Adult Congenital Heart Disease</b>	Dominic Leung

## Scientific Program

### Workshop II: Hands-on

Friday 24 November 2017

Lecture Theatre, Seminar Rooms on LG1 & 1/F, Ruttonjee Hospital

Time	Title	Speaker
08:30 - 09:00	Registration	
	<i>Chairpersons:</i> <i>Yuk-Kong Lau, Kwok-Lun Lee, Thomas Prabowo Tunggal</i>	
09:00 - 09:05	<b>Course Overview on Workshop II</b>	Thomas Prabowo Tunggal
09:05 - 09:30	<b>Aortic Stenosis - Evolving Concepts</b>	Natesa Pandian
09:30 - 12:30	<b>Practical Hands-on Workshops with Live Patients with interesting findings. International and local experts will demonstrate the bedside approach with tips &amp; tricks for best clinical evaluation.</b> <b>There are 6 stations, each with three consecutive teaching sessions. Each session lasts 45 minutes. Station A is for illustrative teaching with interactive discussion but no hands-on &amp; no cases repetition. Station B to F will be conducted in small group setting with hands-on opportunity throughout the 3 sessions. Participants may attend 3 different stations, subject to seat capacity, first come first serve.</b>	
	<b>Stations:</b>	
	<b>A. Urgent Echo for Acute Care</b> <i>(LG1, Lecture Theatre)</i>	Bijoy Khandheria Natesa Pandian Dominic Leung Toi-Meng Mok Yuk-Kong Lau Kwok-Lun Lee Siu-Fong Lee
	<b>B. Basic 2D Echo and Doppler: Image Acquisition, Optimization and Diagnosis</b> <i>(LG1, Room 3)</i>	Bonita Anderson Matt Umland
	<b>C. Assessment of Valvular Heart Diseases: AS, MR, TR and etc.</b> <i>(LG1, Room 2)</i>	Gerald Maurer Kin-Lam Tsui
	<b>D. How to Perform Strain/Speckle Imaging</b> <i>(LG1, Room 1)</i>	Jonathan Chan Teerapat Yingchoncharoen
	<b>E. How to Acquire and Utilize 3D Echo in Clinical Practice</b> <i>(1/F, Echo Lab 1)</i>	Jose Zamorano Chi-Yuen Wong
	<b>F. Echo Learning through Simulator &amp; Hand-held Ultrasound</b> <i>(1/F, Echo Lab 2)</i>	Andrew YW Li
09:30 - 10:15	<b>1st Hands-on Session</b>	
10:15 - 11:00	<b>2nd Hands-on Session</b>	
11:00 - 11:30	<b>Tea Break</b>	
11:30 - 12:15	<b>3rd Hands-on Session</b>	
12:15 - 12:30	<b>Questions &amp; Answers</b> <i>(LG1, Lecture Theatre)</i>	All Faculty

## Scientific Program

### Conference & Live Demonstration

Saturday 25 November 2017

Room S421, 4/F, Hong Kong Convention & Exhibition Centre

Time	Title	Speaker
08:00 - 09:00	Registration	
09:00 - 10:30	<b>Live Demonstration (I) of Interesting Transthoracic &amp; Transesophageal Echo Cases Transmitted Live from Ruttonjee Hospital</b> <i>Chairpersons:</i> <i>Yuk-Kong Lau, Kwok-Lun Lee, Thomas Prabowo Tunggal</i> <i>Panel Discussants:</i> <i>Jong-Won Ha, Minh-Chon Hsing, Kin-Lam Tsui, Siu-Fung Yiu</i>	Bijoy Khandheria Gerald Maurer Natesa Pandian Bonita Anderson Dominic Leung Matt Umland Jose Zamorano
10:30 - 11:00	Tea Break & Visit Exhibits	
11:00 - 12:45	<b>Live Demonstration (II) of Challenging Transthoracic &amp; Transesophageal Echo Cases Transmitted Live from Ruttonjee Hospital</b> <i>Chairpersons:</i> <i>Yuk-Kong Lau, Kwok-Lun Lee, Thomas Prabowo Tunggal</i> <i>Panel Discussants:</i> <i>Jonathan Chan, Suet-Ting Lau, Teerapat Yingchoncharoen, Chi-Yuen Wong</i>	Bijoy Khandheria Gerald Maurer Natesa Pandian Bonita Anderson Dominic Leung Matt Umland Jose Zamorano
12:45 - 14:15	Lunch, Registration & Visit Exhibits	
14:15 - 14:45	<b>11th Echo Hong Kong Opening Ceremony</b> <i>Guest of Honor:</i> <i>Prof Sophia Siu-Chee Chan, JP</i> <i>Secretary for Food and Health, Food and Health Bureau, HKSAR</i>	

## Scientific Program

### Conference & Live Demonstration

Saturday 25 November 2017

Room S421, 4/F, Hong Kong Convention & Exhibition Centre

(Continued)

Time	Title	Speaker
	<b>State-of-the-Art and Structural Heart Intervention</b> <i>Chairpersons:</i> <i>Chu-Pak Lau, Yuk-Kong Lau, Kwok-Lun Lee, Gabriel Yip</i>	
14:45 - 15:05	Pulmonary Hypertension – Morphology to Hemodynamics	Bijoy Khandheria
15:05 - 15:25	Low Flow Low Gradient Aortic Stenosis: How to Diagnose? When to Treat?	Jonathan Chan
15:25 - 15:45	Aortic Stenosis: Pre TAVR, Post TAVR and Complications	Natesa Pandian
15:45 - 16:05	Echo Guidance for Transcatheter Intervention	Bijoy Khandheria
16:05 - 16:25	Echo inside Cath Lab: Show me the Complications	Jose Zamorano
16:25 - 16:55	Tea Break & Visit Exhibits	
16:30 - 18:00	<b>Computer Learning Laboratory I – Valvular Heart Disease (Room S425, 4/F, HKCEC)</b> <i>Chairpersons:</i> <i>Vincent OH Kwok, Kevin Lee, Thomas Prabowo Tunggal</i>	Bijoy Khandheria Matt Umland
16:55 - 18:20	<b>Interactive Echo Case Studies with the Experts (I): Valvular Cases</b>	Bonita Anderson Jong-Won Ha Ming-Chon Hsiung Sai-Chau Leung Natesa Pandian Chi-Yuen Wong Jose Zamorano

## Scientific Program

### Conference & Live Demonstration

Sunday 26 November 2017

Room S421, 4/F, Hong Kong Convention & Exhibition Centre

Time	Title	Speaker
08:00 - 08:30	Registration & Visit Exhibits	
	<b>Echo for Acute Care</b> <i>Chairpersons:</i> <i>Wai-Lun Wong, Alwin WT Yeung</i>	
08:30 - 08:50	The Role of Echo and How it Helps in ER, ICU and Perioperative Care - Illustrative Examples in Each Scenario	Dominic Leung
08:50 - 09:10	Urgent and Emergent Echo in Life Threatening Conditions with Case Illustrations	Teerapat Yingchoncharoen
	<b>Endocarditis and Valvular Heart Disease</b> <i>Chairpersons:</i> <i>Jacky K Chan, Kam-Tim Chan, Godwin Leung</i>	
09:10 - 09:30	Infective Endocarditis - Not Just Vegetations	Bonita Anderson
09:30 - 09:50	How to Evaluate Aortic Regurgitation: Illustrative Examples	Natesa Pandian
09:50 - 10:10	How to Evaluate Mitral Regurgitation and Timing of Intervention	Gerald Maurer
10:10 - 10:30	Assessment of Prosthetic Valve Haemodynamics	Dominic Leung
10:30 - 11:00	Tea Break & Visit Exhibits	
11:00 - 12:30	<b>Computer Learning Laboratory II - Diastolic Function</b> (Room 425, 4/F, HKCEC)	Bonita Anderson Matt Umland
	<b>Debate of the Century: Strain or No Strain</b> <i>Chairpersons:</i> <i>Thomas Prabowo Tunggal, Cheuk-Man Yu</i>	
11:00 - 11:40	Strain is a Valuable Clinical Tool	Jonathan Chan
	Forget the Strain, just give me the EF	Natesa Pandian
11:40 - 12:30	<b>Interactive Echo Case Studies with the Experts (II): Diagnose It If You Can</b> <i>Chairpersons:</i> <i>Gary SH Cheung, Jessica WL Poon</i>	Haruhiko Abe Gerald Maurer Andrew YW Li Siu-Fung Yiu
12:30 - 13:30	Lunch, Registration & Visit Exhibits	

## Scientific Program

### Conference & Live Demonstration

Sunday 26 November 2017

Room S421, 4/F, Hong Kong Convention & Exhibition Centre

(Continued)

Time	Title	Speaker
	<b>Clinical Wisdom Behind and Beyond</b> <i>Chairpersons:</i> <i>Cathy TF Lam, Chi-Kin Chan, Chi-Yui Yung</i>	
13:30 - 13:50	From Image to Understanding to Impact: Valves, Walls, Vessels and Beyond	Gerald Maurer
13:50 - 14:10	Compressive Pericardial Disease and Pericardial Effusion: Role of Echo	Jonathan Chan
14:10 - 14:30	Beyond 3D Imaging: Fusion Imaging and 3D Printing	Natesa Pandian
14:30 - 14:50	Critical Appraisal and Interpretation of Clinical Trial	Dominic Leung
14:00 - 15:30	<b>Computer Learning Laboratory III - Strain</b>	Bonita Anderson Matt Umland
14:50 - 16:00	<b>Young Cardiologists / Fellow Echo Case Competition</b> <i>Chairpersons:</i> <i>Kwok-Lun Lee, Chung-Seung Chiang</i> <i>Judges:</i> <i>Haruhiko Abe, Jonathan Chan, Yuk-Kong Lau, Dominic Leung, Gerald Maurer, Teerapat Yingchoncharoen</i>	
16:00 - 16:30	Tea Break & Visit Exhibits	
16:30 - 18:05	<b>Interactive Echo Case Studies with the Experts (III): Cases from ER, ICU, CCU, OR &amp; Acute Care Area</b> <i>Chairpersons:</i> <i>Carmen WS Chan, Sai-Chau Leung, Bun-Lap Wong</i>	Chi-Chung Choy Kevin Kam Dominic Leung Kin-Lam Tsui Matt Umland Teerapat Yingchoncharoen Chi-Yui Yung

## Young Cardiologists / Fellow Echo Case Competition

**Sunday, 26 November 2017**

**Time:** 14:50 – 16:00

**Venue:** Room S421, 4/F, Hong Kong Convention & Exhibition Centre

Time	Case Title	Presenter
14:50 - 15:00	<b>A Percutaneous Solution for Treatment of a Large, Ischemic Ventricular Septal Defect Presenting with Cardiogenic Shock</b>	Karen Koitka (Australia)
15:00 - 15:10	<b>An Interesting Intracardiac Mass</b>	Yue-Hong Cheng (Hong Kong)
15:10 - 15:20	<b>3 Years Apart December Haunted Valsalva Story – Transcatheter Closure Ruptured Sinus of Valsalva Aneurysm</b>	Chee-Sin Khaw (Malaysia)
15:20 - 15:30	<b>A Light in the Dark</b>	Jessica WL Poon (Hong Kong)
15:30 - 15:40	<b>A Rare Cause of Constrictive Pericarditis &amp; Hydrogen Protons - The Missing Link</b>	Punitha Arasaratnam (Singapore)
15:40 - 15:50	<b>Unexplained Cardiogenic Shock: What You See is not What You Read</b>	Chi-Kin Au (Hong Kong)
15:50 - 16:00	<b>The winners are...</b>	

## Computer Learning Laboratory

**Venue:** Room S425, 4/F, Hong Kong Convention & Exhibition Centre

**Saturday, 25 November 2017**

### I. Valvular Heart Disease

**Time:** 16:30 – 18:00

**Speakers:** Bijoy Khandheria, Matt Umland

**Sunday, 26 November 2017**

### II. Diastolic Function

**Time:** 11:00 – 12:30

**Speakers:** Bonita Anderson, Matt Umland

**Sunday, 26 November 2017**

### III. Strain

**Time:** 14:00 – 15:30

**Speakers:** Bonita Anderson, Matt Umland

## List of Poster Presentations

**Saturday & Sunday, 25-26 November 2017**

**Time:** 09:00 – 17:00

**Venue:** Exhibition Foyer, 4/F, Hong Kong Convention & Exhibition Centre

**Poster:** Posters 1 - 12

Poster No.	Abstract Title	Name	Country	Presentation Time
P-01	Agitated Bubble Saline Test is not always Positional Confirmatory – A Case of False Negative in a Patient with Klebsiella Pyo-pericardium	Shek-Yin Au	Hong Kong	16:25 – 16:55 Saturday 25 Nov 2017
P-02	An Interesting Cardiac Mass	Yue-Hong Cheng	Hong Kong	
P-03	An Intracardiac Ectopic Thyroid Adenoma	Xiang Yang	China	
P-04	Case of Echocardiographic Assessment of Right Ventricular Function to Guide Decision of Ventricular Assist Device Support	Wandy Chan	Australia	
P-05	Clinical Characteristics and Prevalence of Valvular Strands by Transthoracic Echocardiography and Transesophageal Echocardiography	Sanghyun Lee	Korea	10:30 – 11:00 Sunday 26 Nov 2017
P-06	Interobserver Reproducibility of Left Atrial Strain between Novice and Expert Using Vendor Independent Software	Karen Koitka	Australia	
P-07	Intra-pericardial Aortic Aneurysm: A Rare Mimic of Constrictive Pericarditis	Kuo-Ting Lee	Malaysia	
P-08	Novel Origin of Malignant Arrhythmia Unveiled by Conventional Echocardiography	Will Chan	Hong Kong	
P-09	Percutaneous Transcatheter Edwards S3 Valve-in-valve Implantation for Severe Prosthetic Mitral Valve Regurgitation	Karen Koitka	Australia	

(Continued)

Poster No.	Abstract Title	Name	Country	Presentation Time
P-10	Sustaining Two Sequential Mechanical Complications of Acute Inferior Myocardial Infarction with VA-ECMO	Shek-Yin Au	Hong Kong	16:00 – 16:30 Sunday 26 Nov 2017
P-11	Transcatheter Implantation of Mitral Valve under TEE: Novel Treatment of Degenerative Calcific Mitral Stenosis	Kevin Ka-Ho Kam	Hong Kong	
P-13	When More isn't Better: A Quadricuspal Aortic Valve Mimicking Acute Coronary Syndrome	Debbie Lynn Udarba	Phillipines	



Poster abstracts are available at the website  
[www.echohongkong.com/download/11th/poster-abstracts.pdf](http://www.echohongkong.com/download/11th/poster-abstracts.pdf)

## Conference Information

### Registration

Workshop	Ruttonjee Hospital, LG1		
Workshop I	23 November 2017	13:00 – 17:00	
Workshop II	24 November 2017	08:30 – 12:00	

Conference	Hong Kong Convention & Exhibition Centre, 4/F		
	25-26 November 2017	08:00 – 17:00	

Please present the confirmation letter at the registration counter to collect the Conference satchel and the Program Book.

### Certificate of Attendance

A Certificate of Attendance will be presented at the Conference to delegates who have completed attending the Conference.

### Badges

Badges will be used during the Conference. For identification purpose and admission to the lectures, live demonstration, exhibition and meals, delegates are requested to wear their badges which will be available upon registration.

### Important Notes for Registrants of Workshop II

- Limited capacity for optimal interaction with Faculty. First-come-first-serve.
- Participants should have basic knowledge of echocardiographic techniques and applications.

### Official Language

The official language of the Conference is English. No simultaneous translation is provided.

### Tea Breaks & Lunches

Registered delegates are entitled to coffee/ tea and lunch during the two-day Conference. Tea break will be served at the exhibition foyer (4/F). Lunch on 25-26 November 2017 will be served at the Chancellor Room (4/F).

### Insurance

All participants and exhibitors are responsible to for their own medical, accident and other necessary insurance.

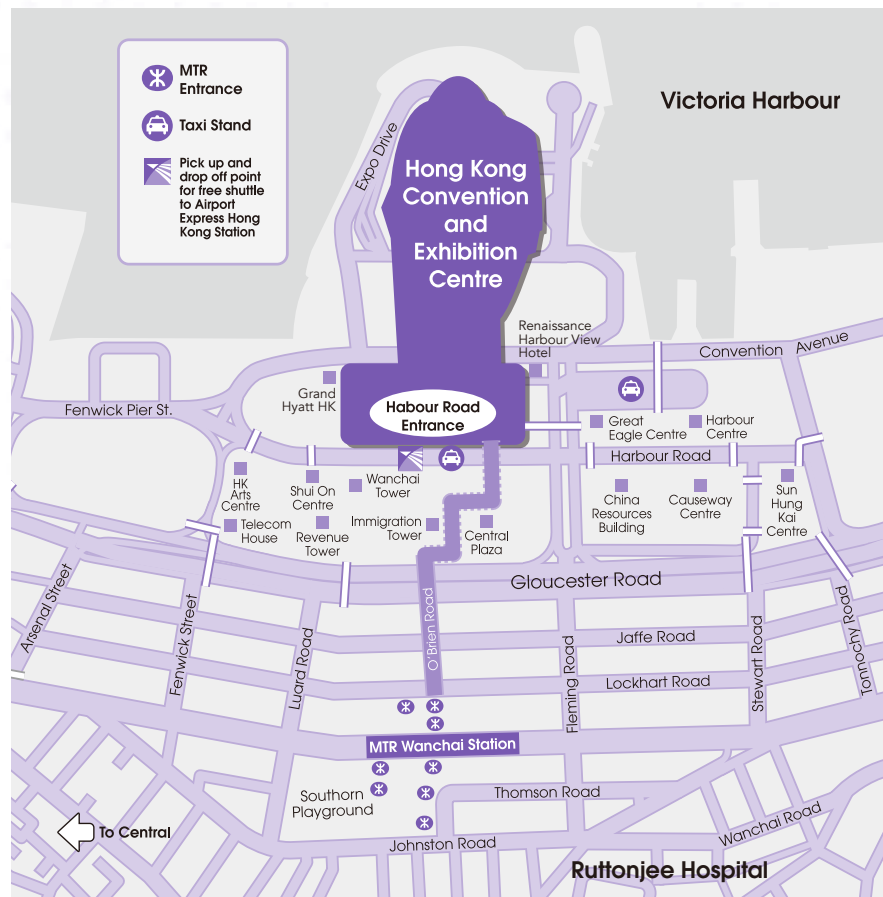
### Academic Accreditations

Academic Accreditations Participants of the programme are entitled to CME/CNE/CPD accreditation as below:	Max. for whole function	23 Nov	24 Nov	25 Nov	26 Nov
<b>CME/CNE/CPD Points</b>					
Hong Kong College of Anaesthesiologists (Ana, Active)	–	3	3.5	–	–
Hong Kong College of Anaesthesiologists (Ana, Passive)	–	–	–	6	7
Hong Kong College of Community Medicine		Pending			
College of Dental Surgeons of Hong Kong (Cat B)	–	3	3.5	7	8
Hong Kong College of Emergency Medicine (IP)	12	2.5	3.5	6	6
Hong Kong College of Family Physicians	10	3	3	5	5
Hong Kong College of Obstetricians & Gynaecologists		Pending			
College of Ophthalmologists of Hong Kong (Passive)	10	1.25	1.75	3.5	4
Hong Kong College of Orthopaedic Surgeons (Cat C)	8	2	3	5	5
Hong Kong College of Otorhinolaryngologists (Cat 2.2)	10	1	1.5	3.5	4
Hong Kong College of Pediatricians (Cat A)	–	3	3	6	6
Hong Kong College of Pathologists (PP)	–	1.5	2	4	4
Hong Kong College of Physicians	–	2.5	3.5	7	7.5
Hong Kong College of Psychiatrists (PP/OP)	18	2.5	3.5	6	6
Hong Kong College of Radiologists (Cat B)	–	2.5	3.5	7	7.5
College of Surgeons of Hong Kong (Passive)	18	3	3	6	6
MCHK CME Programme, accredited by HKAM (Passive)	10	3	3	5	5
CNE for Nurses, Hong Kong Cardiac Nursing Association	–	3	3.5	9	9.5
CPD, Radiographers Board	12	2.5	3.5	5	5
CPD, The Occupational Therapist Board	18	3	3.5	6	6
CPD, Hong Kong Physiotherapy Association (Cat. 1-C)	–	2	2	3	3

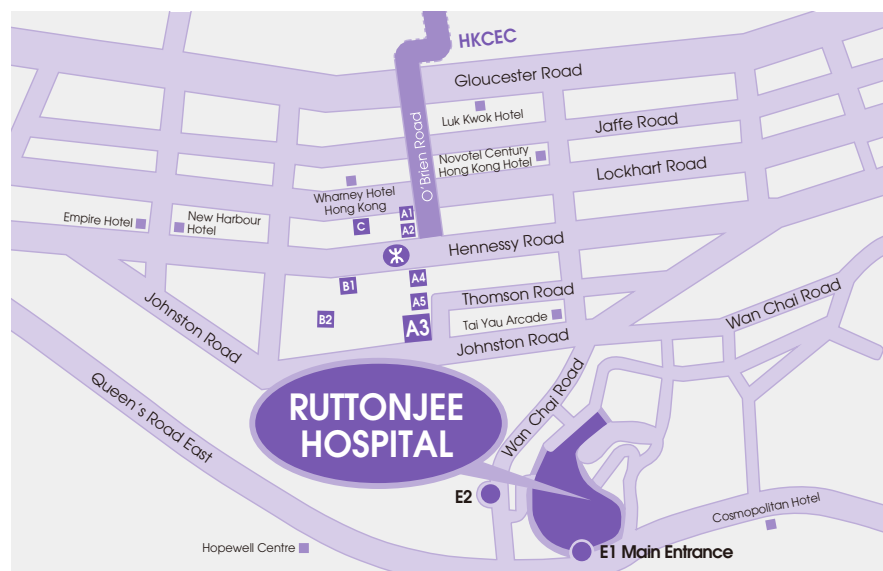
Updated as of 1 November 2017

## Location Map

HKCEC, Wanchai

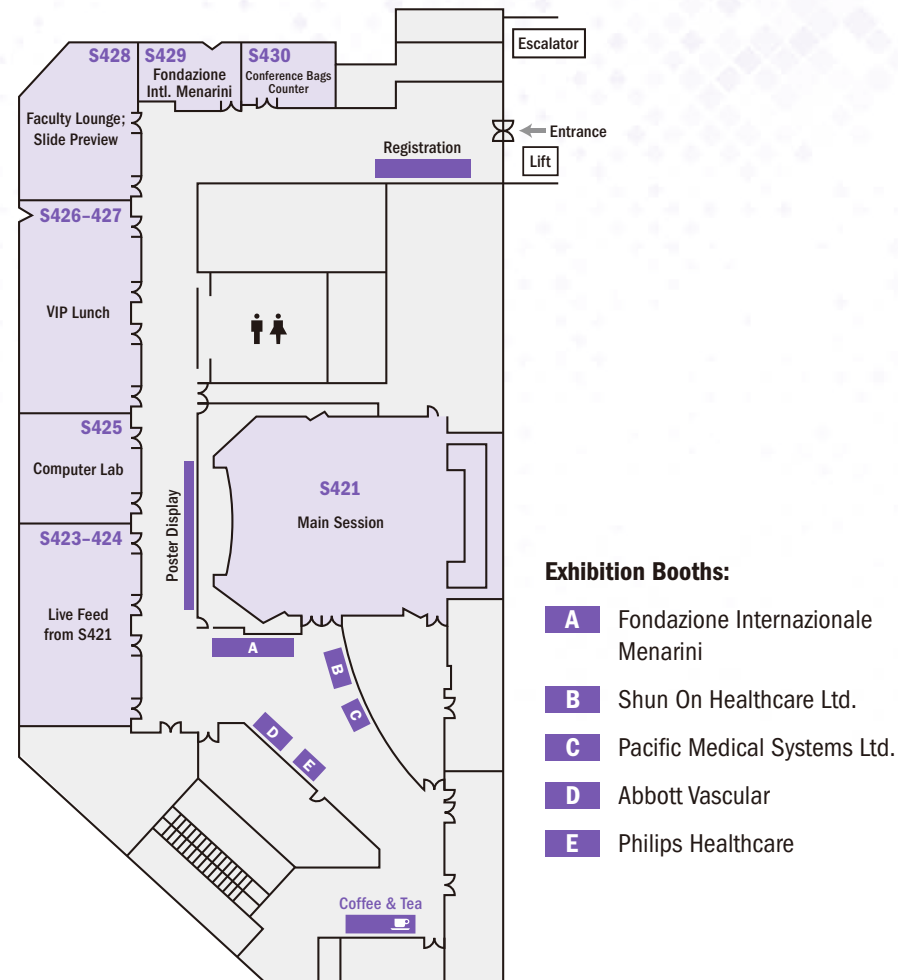


Ruttonjee Hospital, Wanchai

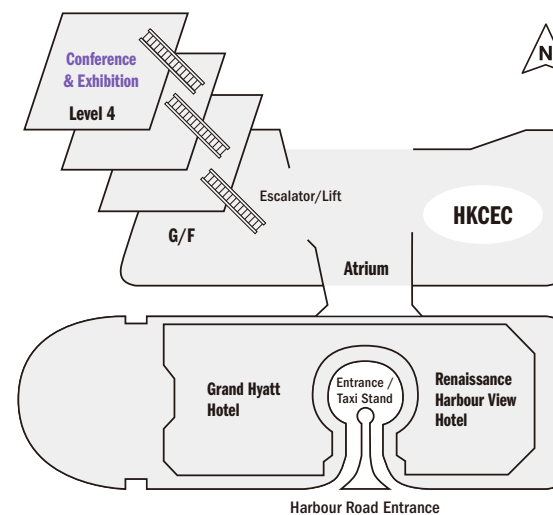


## Floor Plan & Exhibition

Meeting Room S420 series, Level 4, Old wing, HKCEC



HKCEC, Level 4





## Acknowledgements

### Promoted by:

---



FONDAZIONE  
INTERNAZIONALE  
MENARINI

### Major Sponsor:

---

Shun On Healthcare Ltd.

### General Sponsors:

---

Abbott Vascular

Boston Scientific Hong Kong Ltd.

OrbusNeich Medical Co. Ltd.

Pacific Medical Systems Ltd.

Philips Healthcare

Terumo Corporation

Note



# 11th ECHO HONG KONG

*20 Years of Heart-felt Dedication*

## Conference Secretariat

11th Echo Hong Kong Conference Secretariat  
Ms Joyce Poon / Ms Tiffany Yip

## Llink Limited

Room 2302, 23/F, Kwai Hung Holdings Centre,  
89 King's Road, North Point, Hong Kong  
Tel: (852) 2566 2889  
Fax: (852) 2570 4773  
E-mail: [info@echohongkong.com](mailto:info@echohongkong.com)  
Website: [www.echohongkong.com](http://www.echohongkong.com)

## On-site Secretariat

Ruttonjee Hospital  
(23-24 November 2017)  
Tel: (852) 2291 1395

Hong Kong Convention & Exhibition Centre  
(25-26 November 2017)  
Tel: (852) XXXX XXXX

See you at  
**12th Echo Hong Kong**  
**in November 2019!**

For updates, please visit  
[www.echohongkong.com](http://www.echohongkong.com)





**Fondazione Internazionale Menarini Symposia n. 366**