

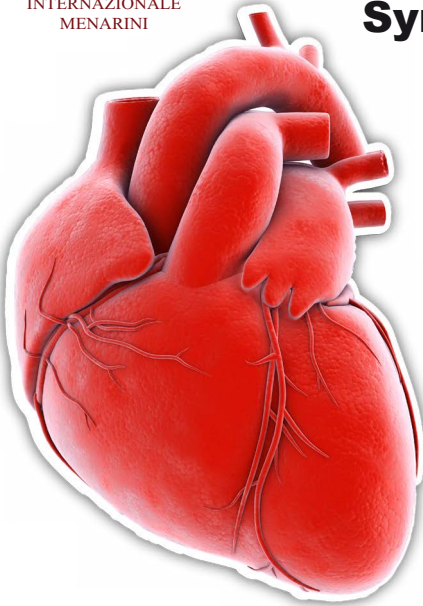
PROMOTED BY



FONDAZIONE
INTERNAZIONALE
MENARINI



**International
Symposium on:**



THE RIGHT HEART. THE NEW FRONTIER



Padua, March 1st - 3rd, 2017

March 1st at Palazzo del Bo - March 2nd - 3rd at Botanical Garden
University of Padua (Italy)

Organized by:

Department of Cardiac,
Thoracic and Vascular Sciences
University of Padua

Course President

Sabino Iliceto
Cardiology
Department of Cardiac, Thoracic
and Vascular Sciences
University of Padua

Scientific Program Committee:

Luigi P. Badano
Cristina Basso
Andrea Colli
Denisa Muraru

ORGANIZED BY:

Department of Cardiac, Thoracic and Vascular Sciences
University of Padua (Italy)



COURSE PRESIDENT

Sabino Iliceto

Cardiology

Department of Cardiac, Thoracic and Vascular Sciences
University of Padua (Italy)

SCIENTIFIC PROGRAMME COMMITTEE

Luigi P. Badano (*Padua, I*)

Cristina Basso (*Padua, I*)

Andrea Colli (*Padua, I*)

Denisa Muraru (*Padua, I*)



FONDAZIONE
INTERNAZIONALE
MENARINI

PROMOTED BY:

Fondazione Internazionale Menarini

Centro Direzionale Milanofiori

20089 Rozzano (Milan, Italy)

Edificio L - Strada 6

Phone: +39 02 55308110 - Fax +39 02 55305739

E-mail: milan@fondazione-menarini.it - website: www.fondazione-menarini.it

ORGANIZING SECRETARIAT AND PROVIDER:

Contatto S.r.l.

ECM ID 126

Via Vincenzo Lancia, 27 - I-10141 Turin (Italy)

Phone: +39 011 715210 / 712393 - Fax: + 39 011 726115

E-mail: info@contatto.tv

Web site: www.contatto.tv



CONTATTO & ARCHIMEDITA




The right side of the heart has historically received less attention than its left counterpart. Yet there is a substantial body of evidence showing that right ventricular size and function are perhaps equally important in predicting adverse outcomes in cardiovascular disease and that severe tricuspid regurgitation is associated with a poor prognosis, independent of other factors including age, biventricular systolic function, size of the right ventricle, and dilation of the inferior vena cava. Moreover, right ventricular dysfunction is associated with excess morbidity and mortality in patients with chronic left-sided heart failure, acute myocardial infarction (with or without right ventricular involvement), pulmonary embolism, pulmonary arterial hypertension, and congenital heart disease. Advances in non-invasive imaging of the right heart, particularly with echocardiography and cardiac magnetic resonance, have yielded insights into the pathophysiology of right ventricular failure complicating different cardiac conditions. Finally, new treatment options have become available to support right ventricular function as well as to repair the regurgitant tricuspid valve.

Accordingly, the Department of cardiac, thoracic and vascular sciences of the University of Padua together with the Menarini Foundation have designed a course to discover the most recent updates about the pathophysiology, diagnostic workflow and management of the diseases affecting the right heart. To provide the highest level of education, we have gathered to most renown expert from all over the world to share their experience in order to provide an exciting scientific program. To put all this in the right context, the course will take place in the Botanical Garden of the University of Padua which was founded as a medicinal resource in 1545 by the Venetian Republic and it is the world's oldest academic botanical garden that is still in its original location. The opening ceremony will be hosted at the Palazzo del Bo, the historical place of the University of Padua and its Medical School founded in 1222.

Sabino Iliceto

President of the Meeting



PROGRAMME AT A GLANCE

March 1ST at Palazzo del Bo, University of Padua (Italy)

OPENING CEREMONY

MASTER LECTURE

- ◊ Introduced by **Sabino Iliceto** (Padua, I)
Galileo Galilei and the origin of the scientific method at the University of Padua
Gaetano Thiene (Padua, I)

- ◊ Introduced by **Luciano Daliento** (Padua, I)
The spectrum of congenital heart diseases with systemic right ventricle
Michael Gatzoulis (London, UK)

- ◊ Introduced by **Luigi Badano** (Padua, I)
Right ventricular involvement in acute coronary syndromes. A frequently overlooked condition
Gianfranco Sinagra (Trieste, I)

March 2nd - 3rd at Botanical Garden, University of Padua (Italy)

- SESSION I** **RIGHT HEART CHAMBER ASSESSMENT**

- SESSION II** **RIGHT VENTRICULAR FAILURE**

- SESSION III** **ARRHYTHMOGENIC RIGHT VENTRICULAR
CARDIOMYOPATHY**

- SESSION IV** **PULMONARY HYPERTENSION**


- SESSION V** **ASSESSMENT OF THE TRICUSPID VALVE**

- SESSION VI** **SURGICAL/INTERVENTIONAL MANAGEMENT
OF TRICUSPID VALVE REGURGITATION**



Opening ceremony

- 02:00 p.m. *Master Lecture*
Introduced by **Sabino Iliceto** (Padua, I)
*Galileo Galilei and the origin of the scientific method
at the University of Padua*
Gaetano Thiene (Padua, I)
- 03:00 p.m. Introduced by **Luciano Daliento** (Padua, I)
*The spectrum of congenital heart diseases
with systemic right ventricle*
Michael Gatzoulis (London, UK)
- 04:00 p.m. *Introduced by Luigi Badano* (Padua, I)
*Right ventricular involvement in acute coronary syndromes.
A frequently overlooked condition*
Gianfranco Sinagra (Trieste, I)
- 05:00 p.m. Closing remarks of the day



**THE RIGHT HEART CHAMBERS.
NO LONGER THE NEGLECTED NEIGHBOURS OF THE LEFT**

Chairpersons: **Sabino Iliceto** (Padua, I)
Kristina Haugaa (Oslo, N)

SESSION I - RIGHT HEART CHAMBER ASSESSMENT:

- 08:30 a.m. **Marco Guazzi** (Milan, I)
Right heart structure and function
- 08:50 a.m. **Denisa Muraru** (Padua, I)
Echocardiographic assessment of the right ventricle
- 09:10 a.m. **Chiara Bucciarelli Ducci** (Bristol, UK)
CMR assessment of the right ventricle
- 09:30 a.m. **Bijoy Khandheria** (Milwaukee, USA)
Why and how to assess the right atrium?
- 09:50 a.m. **Stefano Caselli** (Rome, I)
Right ventricular adaptation and maladaptation to exercise
- 10:10 a.m. Discussion and question time on right heart chamber assessment
- 10:30 a.m. Coffee break



SESSION II - RIGHT VENTRICULAR FAILURE

Chairpersons: **Gianfranco Sinagra** (Trieste, I)
Aleš Linhardt (Prague, CZ)

10:50 a.m. **Marco Metra** (Brescia, I)
Epidemiology and clinical significance

11:10 a.m. **Veli-Pekka Harjola** (Helsinki, FI)
Acute right ventricular failure


11:30 a.m. **Bogdan Popescu** (Bucharest, RO)
The right ventricle failure in left heart failure patients

11:50 a.m. **Patricia Pellikka** (Rochester, USA)
Carcinoid Heart Disease: the Right Ventricle and Valves

12:10 p.m. **Alina Nicoara** (Durham, USA)
How to assist the failing RV

12:30 p.m. Discussion and question time on right ventricular failure

01:00 p.m. Lunch



SESSION III - ARRHYTHMOGENIC RIGHT VENTRICULAR CARDIOMYOPATHY

Chairpersons: **Gaetano Thiene** (Padua, I)
Richard N.W. Hauer (Utrecht ,NL)

02:30 p.m. **Cristina Basso** (Padua I)
ARVC advances at the University of Padua

02:50 p.m. **Kristina Haugaa** (Oslo, N)
Guidelines about cardiac imaging assessment.

03:10 p.m. **Domenico Corrado** (Padua, I)
Risk stratification and therapy

03:30 p.m. **Mark Link** (Dallas, USA)
Idiopathic RVOT tachycardia

03:50 p.m. **Elijah Behr** (London, UK)
ARVC and Brugada syndrome: what is new?

04:10 p.m. Discussion and question time on arrhythmogenic right ventricular cardiomyopathy

04:30 p.m. Coffee Break



SESSION IV - PULMONARY HYPERTENSION

Chairpersons: **Marco Metra** (Brescia, I)

Patricia A. Pellikka (Rochester, USA)

04:50 p.m. **Nazareno Galie'** (Bologna, I)

*Pulmonary arterial hypertension in 2017:
classification and prognostication*

05:10 p.m. **Aleš Linhart** (Prague, CZ)

*Is cardiac catheterization really needed
to differentiate Group I from Group II patients?*

05:30 p.m. **Simon Gibbs** (London, UK)

*Evolving treatment paradigm in pulmonary hypertension:
aggressive upfront therapy or sequential addition of drugs*


05:50 p.m. **Vittorio Pengo** (Padua, I)

*Pathophysiology and treatment of chronic thromboembolic
pulmonary hypertension*

06:10 p.m. **Andrea M. D'Armini** (Pavia, I)

*Technique and outcomes of pulmonary endarterectomy surgery
How to select the right patient?*

06:30 p.m. Discussion and question time on pulmonary hypertension



**TRICUSPID VALVE.
FROM THE FORGOTTEN VALVE TO A TERAPEUTIC TARGET**

SESSION V - ASSESSMENT OF THE TRICUSPID VALVE

Chairpersons: **Sabino Iliceto** (Padua, I)

Maurizio Taramasso (Zurich, CH)

08:30 a.m. **Karima Addetia** (Chicago, USA)

The normal tricuspid valve

08:50 a.m. **Luigi P. Badano** (Padua, I)

Pathophysiology of functional tricuspid regurgitation

09:10 a.m. **Yoram Agmon** (Haifa, IL)

Tricuspid valve remodeling in right ventricular overload

09:30 a.m. **Sorin Pislaru** (Rochester, USA)

Assessment of tricuspid regurgitation severity

09:50 a.m. **Jae-Kwan Song** (Seoul, ROK)

*Which parameter will predict succesful
and durable tricuspid annuloplasty?*

10:10 a.m. *Discussion and question time on assessment of tricuspid valve*

10:30 a.m. *Coffee break*



SESSION VI - SURGICAL/INTERVENTIONAL MANAGEMENT OF TRICUSPID VALVE REGURGITATION

Chairpersons: **Gino Gerosa** (Padua, I)

Sorin Pislaru (Rochester, USA)

10:50 a.m. **Maurizio Taramasso** (Zurich, CH)

Why and when should we surgically repair the tricuspid valve?

11:20 a.m. **Giovanni Stellin** (Padua, I)

More than valve repair: effect of cone reconstruction on right ventricular geometry and function in patients with Ebstein anomaly

11:40 a.m. **Rebecca T. Hahn** (New York, USA)

Transcatheter repair of the tricuspid valve: is it suitable for my patient?

12:00 p.m. **Sorin Pislaru** (Rochester, USA)

When it is too late?


12:20 p.m. **Tomaso Bottio** (Padua, I)

Pulmonary Hypertension in Advanced Heart Failure: Management Considerations and Strategies for Heart Transplantation and LVAD Candidates

01:10 p.m. *Discussion and question time on surgical/interventional management of tricuspid valve regurgitation*

02:10 p.m. *Closing Remarks and adjourn*

02:40 p.m. *Test CME*



FACULTY LIST

- **KARIMA ADDETIA**
*Section of Cardiology
Department of Medicine
University of Chicago Heart
& Vascular Center, Chicago, USA*
- **YORAM AGMON**
*Echocardiography Laboratory
and Heart Valves Clinic
Department of Cardiology
Rambam Health Care Campus
Haifa, IL*
- **LUIGI BADANO**
*Department of Cardiac
Thoracic and Vascular Sciences
University of Padua, IT*
- **CRISTINA BASSO**
*Consultant Cardiologist
University of Padua, IT*
- **ELIJAH BEHR**
*St. George's University Hospitals
London, UK*
- **TOMASO BOTTIO**
*Department of Cardiac
Thoracic and Vascular Sciences
University of Padua, IT*
- **CHIARA BUCCIARELLI DUCCI**
*Clinical Research and Imaging Centre (CRIC)
Bristol Heart Institute, University Hospitals
Bristol, UK*
- **STEFANO CASELLI**
*Institute of Sports Medicine and Science
San Pietro Fatebenefratelli Hospital of Rome, IT*
- **ANDREA COLLI**
*Department of Cardiac
Thoracic and Vascular Sciences
University of Padua, IT*
- **DOMENICO CORRADO**
*Inherited Arrhythmogenic Cardiomyopathy Unit
Department of Cardiac
Thoracic and Vascular Sciences
University of Padua, IT*
- **LUCIANO DALIENTO**
*Department of Cardiac
Thoracic and Vascular Sciences
University of Padua, IT*
- **ANDREA D'ARMINI**
*Cardiac Surgery Residency School
University of Pavia, School of Medicine
Heart&Lung Transplantation
and Chronic Thromboembolic Pulmonary
Hypertension Unit
Department of Cardio-Thoracic
and Vascular Surgery
Foundation "I.R.C.C.S.
Popolclinic San Matteo of Pavia, IT*
- **NAZARENO GALIÈ**
*Department of Specialistic Medicine
and Diagnostics
University of Bologna, IT*
- **MICHAEL GATZOULIS**
*Royal Brompton Hospital
and the National Heart & Lung Institute
Imperial College, London, UK*
- **GINO GEROSA**
*Department of Cardiac
Thoracic and Vascular Sciences
University of Padua, IT*



- **SIMON GIBBS**

National Heart and Lung Institute
Imperial College
National Pulmonary Hypertension Service
Hammersmith Hospital, London - UK

- **MARCO GUAZZI**

Department of Heart Failure
and Cardiomyopathies
Polyclinic San Donato of Milan, IT

- **REBECCA HAHN**

Columbia College of Physicians
and Surgeons New York
New York, USA

- **VELI-PEKKA HARJOLA**

Medical ICU, Division of Emergency Care
University Central Hospital of Helsinki, FI

- **RICHARD N. W. HAUER**

Cardiology, Netherlands Heart Institute
Bussum, NL

- **KRISTINA HAUGAA**

Department of Cardiology
Oslo University Hospital
Rikshospitalet, Oslo, N

- **SABINO ILCETO**

Department of Cardiac
Thoracic and Vascular Sciences
University of Padua, IT

- **BIJOY KHANDERIA**

Aurora Medical Center Aurora
and St. Luke's Medical Centre, Milwaukee, USA

- **ALEŠ LINHART**

Charles University General Teaching Hospital
Prague, CZ

- **MARK LINK**

Affiliated with Massachussets General Hospital
Dallas, USA

- **MARCO METRA**

European Journal of Heart Failure
University and Civil Hospital of Brescia, IT

- **DENISA MURARU**

Department of Cardiac
Thoracic and Vascular Sciences
University of Padua, IT

- **PATRICIA PELLIKKA**

Department of Cardiovascular Diseases
and Internal Medicine
Mayo Clinic, Rochester, USA

- **VITTORIO PENGO**

Department of Cardiac
Thoracic and Vascular Sciences
University Hospital of Padua, IT

- **SORIN PISLARU**

MD, Division of Cardiovascular Diseases
Mayo Clinic, Rochester, USA

- **BOGDAN POPESCU**

University of Medicine and Pharmacy 'Carol Davila'
Institute of Cardiovascular Diseases
'Prof. Dr. C. C. Iliescu', Bucharest, RO

- **GIANFRANCO SINAGRA**

Cardiovascular Department
Riuniti Hospital of Trieste, IT

- **JAE-KWAN SONG**

Asan Medical Center Heart Institute, Seoul, ROK

- **GIOVANNI STELLIN**


Department of Cardiac
Thoracic and Vascular Sciences
University of Padua, IT

- **MAURIZIO TARAMASSO**

University Hospital Zurich, CH

- **GAETANO THIENE**

Department of Cardiac
Thoracic and Vascular Sciences
University of Padua, IT



GENERAL INFORMATION

Meeting venue

The venue for the Meeting will be "Palazzo del Bo and Botanical Garden"
Via Orto Botanico, 15, 35123 Padua (IT) = Ph. +39 049 827 3939.

Registration hours

The Registration Desk will be open during the following hours:

Wednesday, March 01st from 01.00 p.m. to 06.00 p.m.

Thursday, March 02nd from 07.30 a.m. to 07.00 p.m.

Friday, March 03rd from 07.30 a.m. to 03.00 p.m.

Official language

The official language of the Meeting will be English.

Registrations

Registration is free of charge.

Italian CME Accreditation

The Meeting has obtained 12 CME Credits for Italian Physicians.

The CME credits will be recognized only after full attendance of all sessions and a minimum score of 75% of correct answers in the learning questionnaires.

Completion of the Registration Form, the Learning & Assessment questionnaires are compulsory.

European CME Accreditation

The event has been accredited by the European Board for Accreditation in Cardiology (EBAC) for 11 European CME Credits.

Technical facilities

A Slide Centre with PCs (Windows and Macintosh operating systems) will be available for Speakers to preview and finalize their presentations.

Speakers are kindly requested to submit their presentations on USB flash drive, CD or DVD to the Slide Centre technicians at least one hour before their talks.

Slide Centre opening hours

Wednesday, March 01st from 01.00 p.m. to 06.00 p.m.

Thursday, March 02nd from 07.30 a.m. to 07.00 p.m.

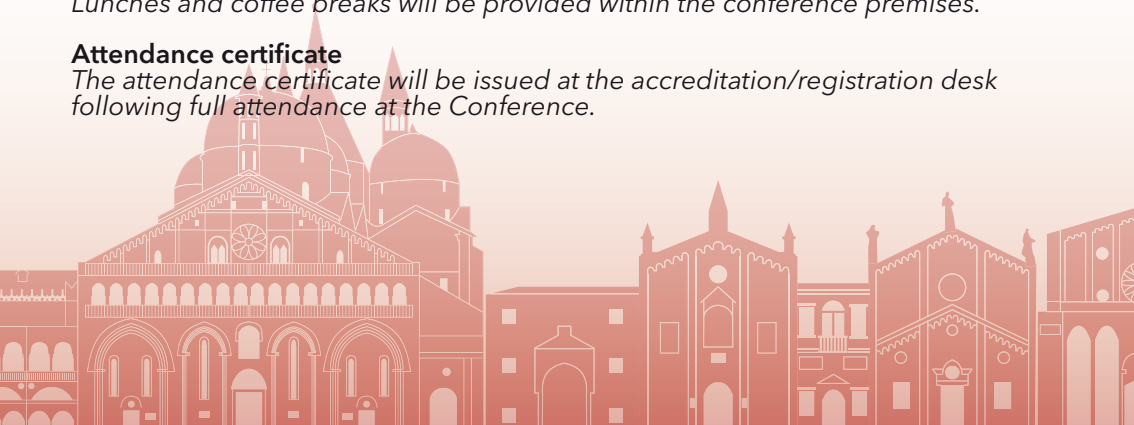
Friday, March 03rd from 07.30 a.m. to 03.00 p.m.

Lunches and coffee breaks

Lunches and coffee breaks will be provided within the conference premises.

Attendance certificate

The attendance certificate will be issued at the accreditation/registration desk following full attendance at the Conference.



A series of 15 horizontal dashed lines for writing notes.

